

NX8346TB, NX8346TY

LASER DIODE

R08DS0032EJ0200

Rev.2.00

1 310 nm AlGaInAs MQW-DFB LASER DIODE FOR 10 Gb/s APPLICATION

Dec 18, 2010

DESCRIPTION

The NX8346TB and NX8346TY are 1 310 nm Multiple Quantum Wells (MQW) structured Distributed Feed-Back (DFB) laser diode TOSA (transmitter optical subassembly) with InGaAs monitor PIN-PD in a receptacle type package designed for SFP+/XFP transceiver.

APPLICATIONS

- 10 G BASE-LW/LR
- 10 G Fibre Channel
- SONET OC-192

FEATURES

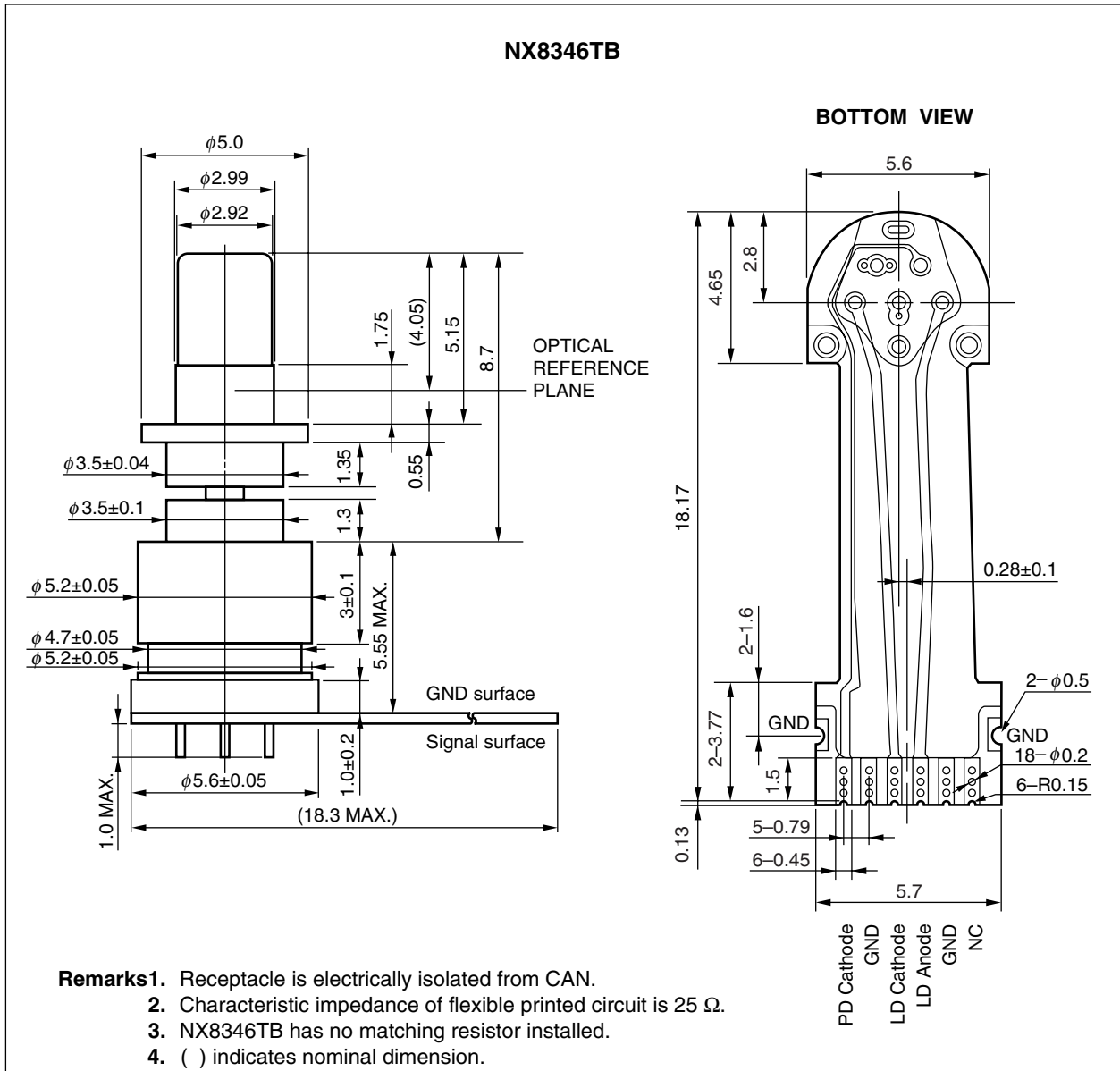
- Internal optical isolator
- Optical output power $P_r = -2 \text{ dBm}$
- Low threshold current $I_{th} = 8 \text{ mA TYP. @ } T_c = 25^\circ\text{C}$
- Wide operating temperature range $T_c = -20 \text{ to } +95^\circ\text{C}$
- InGaAs monitor PIN-PD



The mark <R> shows major revised points.

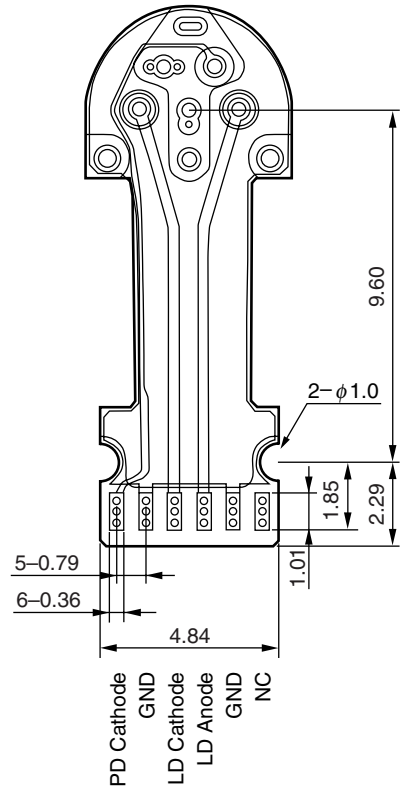
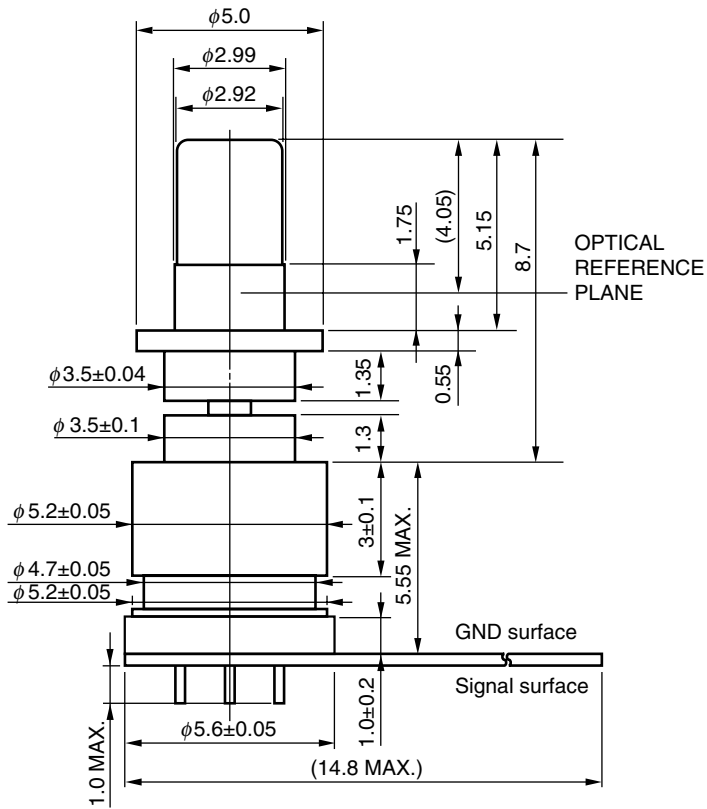
The revised points can be easily searched by copying an "<R>" in the PDF file and specifying it in the "Find what:" field.

PACKAGE DIMENSIONS (UNIT: mm)



NX8346TY

BOTTOM VIEW



- Remarks**
1. Receptacle is electrically isolated from CAN.
 2. Characteristic impedance of flexible printed circuit is 25 Ω.
 3. NX8346TY has no matching resistor installed.
 4. () indicates nominal dimension.

ORDERING INFORMATION

Part Number	Receptacle Type	Note
NX8346TB	LC, Electrically isolated	Differential input with flexible PCB, without matching resistor
NX8346TY	LC, Electrically isolated	Differential input with short length flexible PCB, without matching resistor

ABSOLUTE MAXIMUM RATINGS

<R>

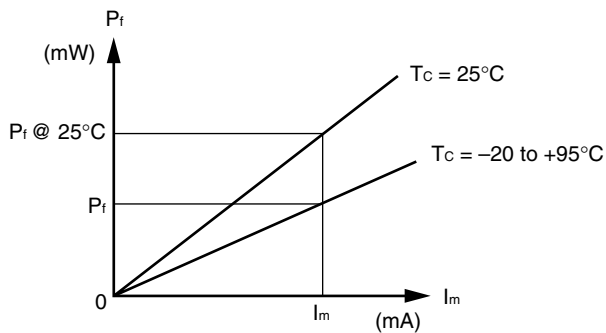
Parameter	Symbol	Ratings	Unit
Storage Temperature	T _{stg}	-40 to +95	°C
Operating Case Temperature	T _C	-20 to +95	°C
Forward Current of LD	I _{FLD}	120	mA
Reverse Voltage of LD	V _{RLD}	2	V
Forward Current of PD	I _{FPD}	10	mA
Reverse Voltage of PD	V _{RPD}	15	V
Soldering Temperature (Flexible Printed Circuit)	T _{slid}	260 (10 sec.)	°C
Optical Output Power	P _f	5	mW

ELECTRO-OPTICAL CHARACTERISTICS (T_c = -20 to +95°C, BOL, unless otherwise specified)

Parameter	Symbol	Conditions	MIN.	TYP.	MAX.	Unit
Mean Optical Output Power	P _f			-2		dBm
Peak Emission Wavelength	λ _p	CW, P _f = -2 dBm	1 290		1 330	nm
Side Mode Suppression Ratio	SMSR	CW, P _f = -2 dBm	35			dB
Threshold Current	I _{th}	CW, T _c = 25°C		8	15	mA
		CW	2		30	
Differential Efficiency	η _d	CW, P _f = -2 dBm, T _c = 25°C	0.020	0.025	0.040	W/A
		CW, P _f = -2 dBm	0.005		0.060	
Temperature Dependence of Differential Efficiency	Δη _d	$\Delta\eta_d = 10 \log \frac{\eta_d}{\eta_d (@ 25^\circ\text{C})}$	-3.5		1.5	dB
Operation Voltage	V _{op}	CW, P _f = -2 dBm	0.5		2.2	V
Monitor Current	I _m	CW, P _f = -2 dBm	100		1 000	μA
Monitor Dark Current	I _d	V _R = 3.3 V, T _c = 25°C			10	nA
		V _R = 3.3 V			500	
Rise Time	t _r	20-80% *1			50	ps
Fall Time	t _f	20-80% *1			50	ps
Monitor PD Terminal Capacitance	C _t	V _R = 3.3 V, f = 1 MHz		6	20	pF
Relative Intensity Noise	RIN				-128	dB/Hz
Tracking Error ²	γ		-1.0		1.0	dB

*1 9.95/10.3/10.5 Gb/s, PRBS 2³¹-1, NRZ, Duty Cycle = 50%

*2 Tracking Error: γ



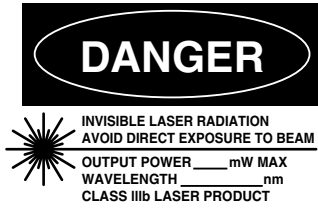
$$\gamma = \left| 10 \log \frac{P_f}{P_f @ 25^\circ\text{C}} \right| \text{ [dB]}$$

<R> REFERENCE

Document Name	Document No.
Opto-Electronics Devices Pamphlet*1	PX10160E

*1 Published by the former NEC Electronics Corporation.

SAFETY INFORMATION ON THIS PRODUCT



SEMICONDUCTOR LASER



AVOID EXPOSURE-Invisible
 Laser Radiation is emitted from
 this aperture

<p>Warning Laser Beam</p>	<p>A laser beam is emitted from this diode during operation. The laser beam, visible or invisible, directly or indirectly, may cause injury to the eye or loss of eyesight.</p> <ul style="list-style-type: none"> • Do not look directly into the laser beam. • Avoid exposure to the laser beam, any reflected or collimated beam.
<p>Caution GaAs Products</p>	<p>This product uses gallium arsenide (GaAs). GaAs vapor and powder are hazardous to human health if inhaled or ingested, so please observe the following points.</p> <ul style="list-style-type: none"> • Follow related laws and ordinances when disposing of the product. If there are no applicable laws and/or ordinances, dispose of the product as recommended below. <ol style="list-style-type: none"> 1. Commission a disposal company able to (with a license to) collect, transport and dispose of materials that contain arsenic and other such industrial waste materials. 2. Exclude the product from general industrial waste and household garbage, and ensure that the product is controlled (as industrial waste subject to special control) up until final disposal. • Do not burn, destroy, cut, crush, or chemically dissolve the product. • Do not lick the product or in any way allow it to enter the mouth.
<p>Caution Optical Fiber</p>	<p>A glass-fiber is attached on the product. Handle with care.</p> <ul style="list-style-type: none"> • When the fiber is broken or damaged, handle carefully to avoid injury from the damaged part or fragments.

Revision History	NX8346TB, NX8346TY Data Sheet
-------------------------	--------------------------------------

Rev.	Date	Description	
		Page	Summary
-	Jul 2008	-	Previous No. : PL10722EJ01V0DS
2.00	Dec 18, 2010	p.5	ABSOLUTE MAXIMUM RATINGS: Reverse Voltage of PD 20 V -> 15 V
		p.7	Modification of REFERENCE

All trademarks and registered trademarks are the property of their respective owners.

Notice

- All information included in this document is current as of the date this document is issued. Such information, however, is subject to change without any prior notice. Before purchasing or using any Renesas Electronics products listed herein, please confirm the latest product information with a Renesas Electronics sales office. Also, please pay regular and careful attention to additional and different information to be disclosed by Renesas Electronics such as that disclosed through our website.
- Renesas Electronics does not assume any liability for infringement of patents, copyrights, or other intellectual property rights of third parties by or arising from the use of Renesas Electronics products or technical information described in this document. No license, express, implied or otherwise, is granted hereby under any patents, copyrights or other intellectual property rights of Renesas Electronics or others.
- You should not alter, modify, copy, or otherwise misappropriate any Renesas Electronics product, whether in whole or in part.
- Descriptions of circuits, software and other related information in this document are provided only to illustrate the operation of semiconductor products and application examples. You are fully responsible for the incorporation of these circuits, software, and information in the design of your equipment. Renesas Electronics assumes no responsibility for any losses incurred by you or third parties arising from the use of these circuits, software, or information.
- When exporting the products or technology described in this document, you should comply with the applicable export control laws and regulations and follow the procedures required by such laws and regulations. You should not use Renesas Electronics products or the technology described in this document for any purpose relating to military applications or use by the military, including but not limited to the development of weapons of mass destruction. Renesas Electronics products and technology may not be used for or incorporated into any products or systems whose manufacture, use, or sale is prohibited under any applicable domestic or foreign laws or regulations.
- Renesas Electronics has used reasonable care in preparing the information included in this document, but Renesas Electronics does not warrant that such information is error free. Renesas Electronics assumes no liability whatsoever for any damages incurred by you resulting from errors in or omissions from the information included herein.
- Renesas Electronics products are classified according to the following three quality grades: "Standard", "High Quality", and "Specific". The recommended applications for each Renesas Electronics product depends on the product's quality grade, as indicated below. You must check the quality grade of each Renesas Electronics product before using it in a particular application. You may not use any Renesas Electronics product for any application categorized as "Specific" without the prior written consent of Renesas Electronics. Further, you may not use any Renesas Electronics product for any application for which it is not intended without the prior written consent of Renesas Electronics. Renesas Electronics shall not be in any way liable for any damages or losses incurred by you or third parties arising from the use of any Renesas Electronics product for an application categorized as "Specific" or for which the product is not intended where you have failed to obtain the prior written consent of Renesas Electronics. The quality grade of each Renesas Electronics product is "Standard" unless otherwise expressly specified in a Renesas Electronics data sheets or data books, etc.
"Standard": Computers; office equipment; communications equipment; test and measurement equipment; audio and visual equipment; home electronic appliances; machine tools; personal electronic equipment; and industrial robots.
"High Quality": Transportation equipment (automobiles, trains, ships, etc.); traffic control systems; anti-disaster systems; anti-crime systems; safety equipment; and medical equipment not specifically designed for life support.
"Specific": Aircraft; aerospace equipment; submersible repeaters; nuclear reactor control systems; medical equipment or systems for life support (e.g. artificial life support devices or systems), surgical implantations, or healthcare intervention (e.g. excision, etc.), and any other applications or purposes that pose a direct threat to human life.
- You should use the Renesas Electronics products described in this document within the range specified by Renesas Electronics, especially with respect to the maximum rating, operating supply voltage range, movement power voltage range, heat radiation characteristics, installation and other product characteristics. Renesas Electronics shall have no liability for malfunctions or damages arising out of the use of Renesas Electronics products beyond such specified ranges.
- Although Renesas Electronics endeavors to improve the quality and reliability of its products, semiconductor products have specific characteristics such as the occurrence of failure at a certain rate and malfunctions under certain use conditions. Further, Renesas Electronics products are not subject to radiation resistance design. Please be sure to implement safety measures to guard them against the possibility of physical injury, and injury or damage caused by fire in the event of the failure of a Renesas Electronics product, such as safety design for hardware and software including but not limited to redundancy, fire control and malfunction prevention, appropriate treatment for aging degradation or any other appropriate measures. Because the evaluation of microcomputer software alone is very difficult, please evaluate the safety of the final products or system manufactured by you.
- Please contact a Renesas Electronics sales office for details as to environmental matters such as the environmental compatibility of each Renesas Electronics product. Please use Renesas Electronics products in compliance with all applicable laws and regulations that regulate the inclusion or use of controlled substances, including without limitation, the EU RoHS Directive. Renesas Electronics assumes no liability for damages or losses occurring as a result of your noncompliance with applicable laws and regulations.
- This document may not be reproduced or duplicated, in any form, in whole or in part, without prior written consent of Renesas Electronics.
- Please contact a Renesas Electronics sales office if you have any questions regarding the information contained in this document or Renesas Electronics products, or if you have any other inquiries.
(Note 1) "Renesas Electronics" as used in this document means Renesas Electronics Corporation and also includes its majority-owned subsidiaries.
(Note 2) "Renesas Electronics product(s)" means any product developed or manufactured by or for Renesas Electronics.



SALES OFFICES

Renesas Electronics Corporation

<http://www.renesas.com>

Refer to "<http://www.renesas.com/>" for the latest and detailed information.

Renesas Electronics America Inc.
2880 Scott Boulevard Santa Clara, CA 95050-2554, U.S.A.
Tel: +1-408-588-6000, Fax: +1-408-588-6130

Renesas Electronics Canada Limited
1101 Nicholson Road, Newmarket, Ontario L3Y 9C3, Canada
Tel: +1-905-898-5441, Fax: +1-905-898-3220

Renesas Electronics Europe Limited
Dukes Meadow, Millboard Road, Bourne End, Buckinghamshire, SL8 5FH, U.K
Tel: +44-1628-585-100, Fax: +44-1628-585-900

Renesas Electronics Europe GmbH
Arcadiastrasse 10, 40472 Düsseldorf, Germany
Tel: +49-211-6503-0, Fax: +49-211-6503-1327

Renesas Electronics (China) Co., Ltd.
7th Floor, Quantum Plaza, No.27 ZhichunLu Haidian District, Beijing 100083, P.R.China
Tel: +86-10-8235-1155, Fax: +86-10-8235-7679

Renesas Electronics (Shanghai) Co., Ltd.
Unit 204, 205, AZIA Center, No.1233 Lujiazui Ring Rd., Pudong District, Shanghai 200120, China
Tel: +86-21-5877-1818, Fax: +86-21-6887-7858 / -7898

Renesas Electronics Hong Kong Limited
Unit 1601-1613, 16/F., Tower 2, Grand Century Place, 193 Prince Edward Road West, Mongkok, Kowloon, Hong Kong
Tel: +852-2886-9318, Fax: +852-2886-9022/9044

Renesas Electronics Taiwan Co., Ltd.
7F, No. 363 Fu Shing North Road Taipei, Taiwan, R.O.C.
Tel: +886-2-8175-9600, Fax: +886-2-8175-9670

Renesas Electronics Singapore Pte. Ltd.
1 HarbourFront Avenue, #06-10, Keppel Bay Tower, Singapore 098632
Tel: +65-6213-0200, Fax: +65-6278-8001

Renesas Electronics Malaysia Sdn.Bhd.
Unit 906, Block B, Menara Amcorp, Amcorp Trade Centre, No. 18, Jln Persiaran Barat, 46050 Petaling Jaya, Selangor Darul Ehsan, Malaysia
Tel: +60-3-7955-9390, Fax: +60-3-7955-9510

Renesas Electronics Korea Co., Ltd.
11F., Samik Laviel'or Bldg., 720-2 Yeoksam-Dong, Kangnam-Ku, Seoul 135-080, Korea
Tel: +82-2-558-3737, Fax: +82-2-558-5141